



Wall

Enrich the Walls with Light

Designers  
Kenneth Ng, Edmund Ng

# Ramen mini wall sconce

Introducing the Ramen Mini Wall Sconce—a versatile lighting solution perfect for a variety of spaces. Its customizable laser front plate makes it ideal for showcasing logos or numbering, making it an excellent choice for hotels, offices, schools, clinics, residences, and public spaces alike. Emitting soft and indirect light in a 360-degree spread, this sconce creates a gentle ambiance that's easy on the eyes. With cover plate options including felt and wood veneers in various finishes, the Ramen Mini Wall Sconce offers both style and functionality. Plus, it's suitable for both indoor and outdoor use, adding flexibility to your lighting design.

Lumens: 350  
 Energy Consumption: 7 W  
 Rated Lifespan: >60,000 hours  
 Color Temperature: Soft Warm (3,000 K)  
 Color Rendering Index (CRI) : 90+  
 Brightness Adjustability: Compatible with ELV wall dimmers\*\*  
 Material: Aluminum, plastic  
 Safety Rating: Wet-rated C-UL-US Certified (For outdoor use, please use weatherproof wiring box.)  
 Warranty: 5 years (1 year for hardwire driver)  
 Voltage: 120V  
 Standard Plate Finishes: Brass\*, Chrome\*, Matte Paintable White\*, Matte Black\*, Oiled Walnut, Charcoal (Felt), White Oak, Brushed Nickel\*, Matte Orange\*, Matte Pacific Blue\*, Matte Racing Green\*

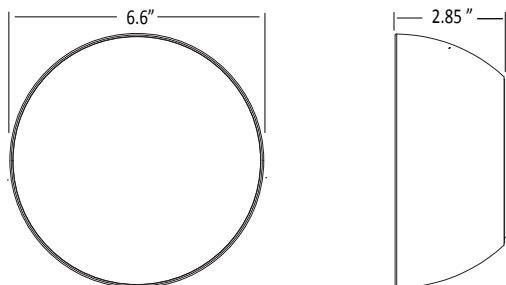
\*Weather Resistant

\*\*Visit [koncept.com/dimmers](http://koncept.com/dimmers) for information on compatible dimmers

RMW - 06 - SW -      - HW

- BRS = Brass\*
  - CCF = Charcoal (Felt)
  - CRM = Chrome\*
  - MWT = Matte Paintable White\*
  - MTB = Matte Black\*
  - OWT = Oiled Walnut
  - WOK = White Oak
  - BNI = Brushed Nickel\*
  - MOR = Matte Orange\*
  - MPB = Matte Pacific Blue\*
  - MRG = Matte Racing Green\*
- \*Weather Resistant

## Dimensions



## Ramen mini Standard Options

■ Stock standard

Ramen	Body size	Light Temperature (K)	Finish Plate	Mount
RMW	06	3,000 (SW)	Brass (BRS) Charcoal Felt* (CCF) Chrome (CRM) Matte Paintable White (MWT) Matte Black (MTB) Oiled Walnut* (OWT) White Oak* (WOK) Brushed Nickel (BNI) Paintable (PTB) Matte Orange (MOR) Matte Pacific Blue (MPB) Matte Racing Green (MRG)	Hardwired (HW)

Order example: RMW - 06 - SW - MTB - HW

## Ramen mini Customization Options

Additional lead time/charges may be applied to non-stocked options

■ Custom options

■ Stock standard

Sobre	Body size	Light Temperature (K)	Finish Plate	Mount
RMW	06	2,000 2,200 2,500 2,700 3,000 (SW) 3,500 4,000 4,500 5,000 5,700 6,500	Custom color** (CUS) Laser Cut Plate*** (LCP)	Hardwired (HW)

Order example: RMW - 06 - 2,500 - LCP - HW

Customization charges apply.

\*\*Custom color for painted surface

\*\*\*Laser-cut design: Customizable area is limited to a 5-inch diameter at the center of the cover plate. Soft light glows through the cutout—ideal for logos, room numbers, or house numbers.

Visit [koncept.com/dimmers](http://koncept.com/dimmers) for information on compatible dimmers

## LEED Information


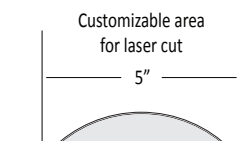
### Integrative Process

To support high-performance, cost-effective project outcomes through an early analysis of the interrelationships among systems.

Concept's LED lighting fixtures operate at high efficacy, therefore helping to minimize energy costs. All Koncept lighting fixtures are dimmable so that occupants can choose the appropriate setting to avoid energy overuse.


### Interior Lighting

To promote occupants' productivity, comfort and well-being by providing high-quality lighting. Concept's entire line of hardwired lighting fixtures are dimmable. Users can adjust the brightness settings to suit their needs. Furthermore, all products utilize high quality LED light sources with CRI over 90 and L90 rated lifespan over 60,000 hours.



\*\*\*Laser-cut design: Customizable area is limited to a 5" diameter at the center of the cover plate. Soft light glows through the cutout - ideal for logos, room numbers, or house numbers.





Create your own custom finish with a paintable plate. This option opens up endless opportunities: exactly match Ramen with your wall color; choose a complementary color; or let your creativity shine by painting a pattern, portrait, seasonal design, and so on. Since a magnet is all that's needed to change out the plate, you can easily make aesthetic changes throughout the year.



With outdoor-rated finishes available, Ramen is suitable for both interior and exterior environments.



Brushed Nickel



Matte Racing Green



Chrome




Matte Black



Charcoal Felt



Oiled Walnut



Brass



White Oak



Matte Pacific Blue



Matte Paintable White



Matte Orange



Matte Paintable White