



Wall

Linear Light, Mounted

Designers  
Kenneth Ng, Edmund Ng

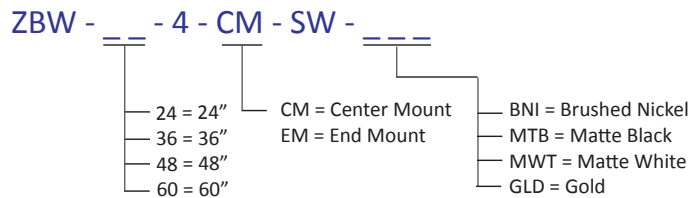
# Z-Bar wall sconce

The sleek Z-Bar Wall Sconce can be utilized to highlight artwork, mirror or a framed photo. Mounted solo, it can be appreciated as its own work of modern art. It can be hung horizontally, vertically, even diagonally on a wall or ceiling. The sconce comes in three sizes, the smallest of which can be mounted at the end of the light bar as well as from the middle. The slim LED bar is dimmable and rotatable, giving users freedom to modify the light.

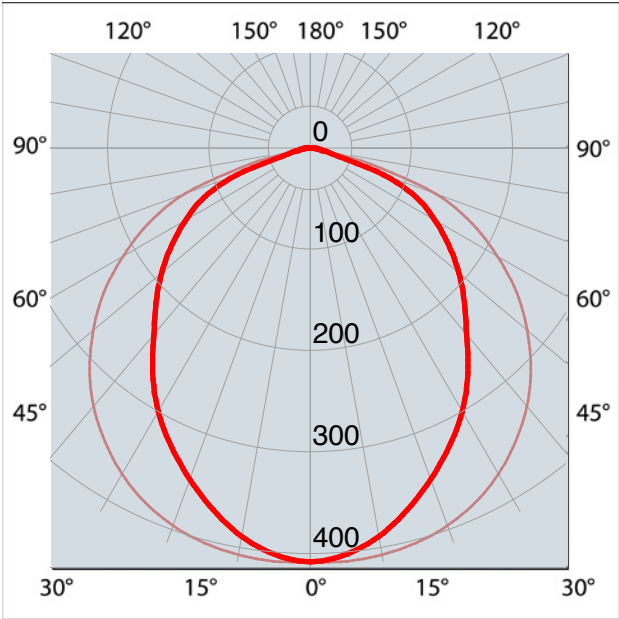
	<b>24"</b>	<b>36"</b>	<b>48"</b>	<b>60"</b>
Lumens:	1,000	1,600	1,800	2,000
Energy Consumption:	16 W	24 W	27 W	30 W
Rated Lifespan:	50,000 hours			
Color Temperature:	Soft Warm (3,000 K)			
Color Rendering Index (CRI) :	90+			
Brightness Adjustability:	Compatible with ELV wall dimmers*			
Material:	Aluminum, plastic			
Safety Rating:	C-UL-US Certified			
Warranty:	5 years (1 year for hardwire driver)			
Voltage:	120 V			
Standard Finishes:	Brushed Nickel, Matte Black, Matte White, Gold			

The Z-Bar Wall Sconce requires some space in the junction box for the transformer to sit in. We recommend that installers use either a 4" octagon box or an at least 1" deep single gang outlet box. All models come with a rectangular and square mounting plate.

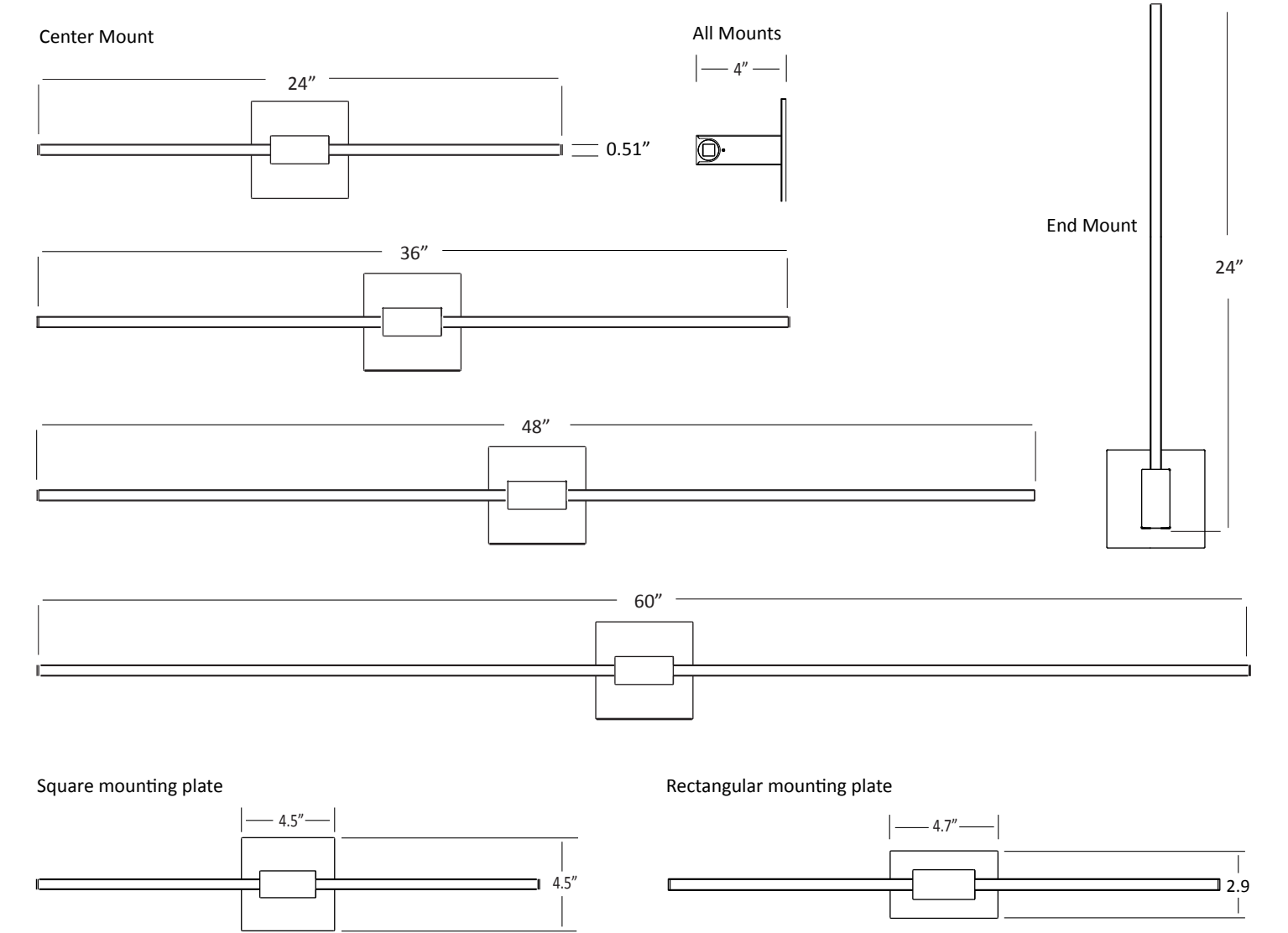
\*Visit [koncept.com/dimmers](http://koncept.com/dimmers) for information on compatible dimmers



Photometrics diagram



Dimensions of Standard Models



Z-Bar wall sconce Standard Options

■ Stock standard

Z-Bar	Light Bar Length (in)	Height (in)	Mount type	Light Temperature (K)	Finish
ZBW	24" 36" 48" 60"	4"	Center mount (CM) End mount (EM)	3,000 (SW)	Brushed Nickel (BNI) Matte Black (MTB) Matte White (MWT) Gold (GLD)

Order example:    ZBW    -    36    -    4    -    CM    -    SW    -    BNI

Z-Bar wall sconce Customization Options

Additional lead time/charges may be applied to non-stocked options

■ Custom options


■ Stock standard

Z-Bar	Light Bar Length (in)	Height (in)	Mount type	Light Temperature (K)	Finish
ZBW	14" to 60"  Enter the desired height (14" to 60") in inches of the standing bar from above the mount. 24", 36", 48", 60" are standard options.	4" 5" 6" 7" 8"  Enter the desired height in inches of the standing off from the mount.	Center mount (CM) End mount (EM)	1,800* 2,000* 2,200* 2,500* 2,700 3,000 (SW) 3,500 4,000 4,500 5,000 5,700 6,500	Custom finish (CUS) Brushed Nickel (BNI) Matte Black (MTB) Matte White (MWT) Gold (GLD) Vintage Brass (VBR)

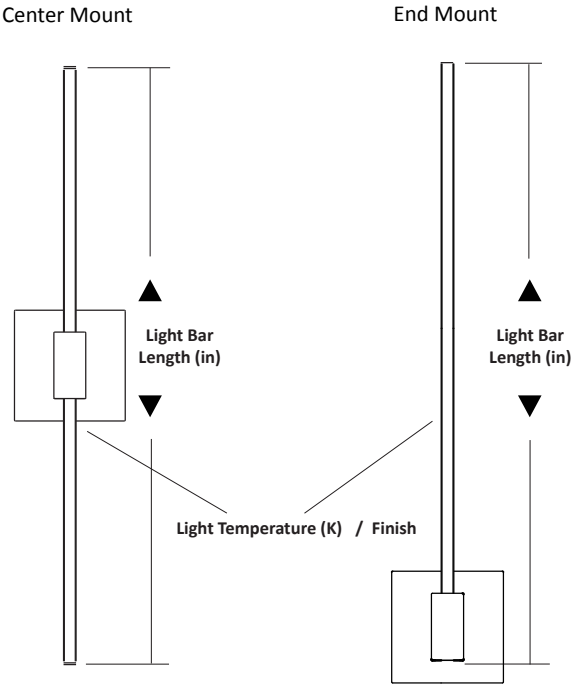
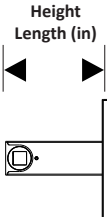
Order example:    ZBW    -    24    -    8    -    CM    -    S    -    VBR

Customization charges apply.  
\*CRI for custom color temperatures below 2700K is 80+

Customize your Z-Bar wall sconce:



Log into [koncept.com/speconline](https://koncept.com/speconline) and create a free account. Contact [sales@koncept.com](mailto:sales@koncept.com) for assistance.



LEED Information

Integrative Process

To support high-performance, cost-effective project outcomes through an early analysis of the interrelationships among systems. Koncept's LED lighting fixtures operate at high efficacy, therefore helping to minimize energy costs. All Koncept lighting fixtures are dimmable so that occupants can choose the appropriate setting to avoid energy overuse.

Interior Lighting

To promote occupants' productivity, comfort and well-being by providing high-quality lighting. Koncept's entire line of hardwired lighting fixtures are dimmable. Users can adjust the brightness settings to suit their needs. Furthermore, all products utilize high quality LED light sources with CRI over 80 and L70 rated lifespan over 50,000 hours.



