



## Z-Bar pendant *triangle*

The triangle is an often-forgotten shape when it comes to lighting design. The angular Z-Bar Pendant triangle enlivens any room with diffused LED light. Available in three standard finishes and two standard sizes, it brings a refreshing hint of modernity to any interior.

## Standard Configurations



triangle with 16" light bars



triangle with 24" light bars

## Standard Configurations

Lumens:	16-T: 1200 / 24-T: 1800
Energy Consumption:	16-T: 21 W / 24-T: 30 W
Rated Lifespan	>60,000 hours
Color Rendering Index (CRI) :	90
Brightness Adjustability:	For CNP Option : Compatible with ELV wall dimmers For RTM Option : 1 – 10V dimming control only
Material:	Aluminum, plastic
Cable length:	10'
Safety Rating:	C-UL-US Certified, CE
Warranty:	5 years; 1 year for hardwire driver
Voltage:	120 V (Custom 277V option available, ask for details)
Standard Finishes:	Matte black, matte white, silver

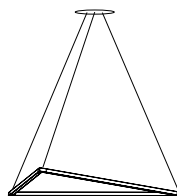
Visit [koncept.com/dimmers](http://koncept.com/dimmers) for information on compatible dimmers.  
Remote transformers are only compatible with 1-10V dimmers.

### Power placement

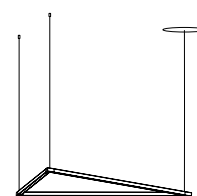
There are two ways to mount the Z-Bar pendant triangle using the canopy: monopoint installation or multipoint installation.

**Remote transformers are sold separately and are only available for multipoint installation.**

Monopoint installation



Multipoint installation



### How to specify

1. Choose an option from each column and enter into the appropriate fields at the bottom.
2. Submit this "SKU" to [sales@koncept.com](mailto:sales@koncept.com), along with any questions.

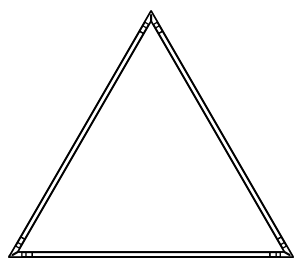
ZBP	Light Bar Length (in) (this is length of each light bar, NOT length of fixture.)	Model	Light Temperature (K)	Finish	Mount
	16	T	2,700*	Silver (SIL)	Canopy (CNP)**
	24		3,000 (SW)	Matte Black (MTB)	Remote Transformer (RTM)**
	36*		3,500*	Matte White (MWT)	
	48*		4,000*	Gold (GLD)*	
			4,500*		
			5,000*		

Order example: **ZBP** - **36** - **T** - **SW** - **SIL** - **CNP**

\*Custom

\*\*Remote Transformer is recommended for any configuration requiring more than 40 W energy consumption  
Additional lead time/charges may be applied to non-stocked options

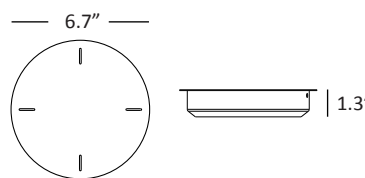
### Dimensions



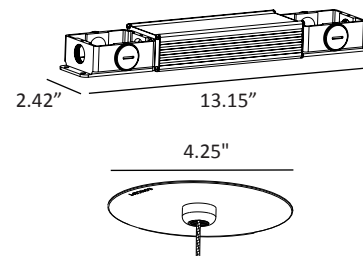
16-T: 18.4"  
24-T: 26.39"

16-T: 15.9"  
24-T: 22.88"

#### Canopy



#### Remote Transformer



### LEED information

#### Integrative Process

To support high-performance, cost-effective project outcomes through an early analysis of the interrelationships among systems.

Koncept's LED lighting fixtures operate at high efficacy, therefore helping to minimize energy costs. All Koncept lighting fixtures are dimmable so that occupants can choose the appropriate setting to avoid energy overuse.

#### Interior Lighting

To promote occupants' productivity, comfort and well-being by providing high-quality lighting.

Koncept's entire line of hardwired lighting fixtures are dimmable. Users can adjust the brightness settings to suit their needs. Furthermore, all products utilize high quality LED light sources with CRI over 80 and L90 rated lifespan over 60,000 hours.