



# Z-Bar pendant *trio*

Standard Configuration with Expandability

The Z-Bar pendant trio utilizes a “Y” joint to create an minimalist geometric shape. Available in 3 standard finishes and 2 standard sizes, it is compatible with Koncept’s vertical acoustic panels. Utilize Koncept’s dedicated web application to join multiple trios together or combine with other Z-Bar Pendants.

Standard Configurations



trio with 16" light bars



trio with 24" light bars

Standard Configurations

- Lumens:

Energy Consumption:

Rated Lifespan

Color Rendering Index (CRI) :

Brightness Adjustability:

Material:

Cable length:

Safety Rating:

Warranty:

Voltage:

Standard Finishes:
- 16-TR: 1200 / 24-TR: 1800

16-TR: 21 W / 24-TR: 30 W

>60,000 hours

90

For CNP Option : Compatible with ELV wall dimmers  
For RTM Option : 1 – 10V dimming control only

Aluminum, plastic

10'

C-UL-US Certified, CE

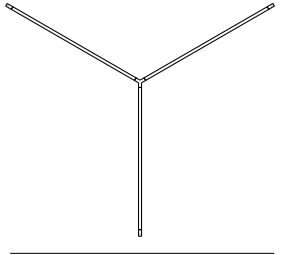
5 years; 1 year for hardwire driver

120 V (Custom 277V option available, ask for details)

Matte black, silver, gold

Visit [koncept.com/dimmers](http://koncept.com/dimmers) for information on compatible dimmers.  
Remote transformers are only compatible with 1-10V dimmers.

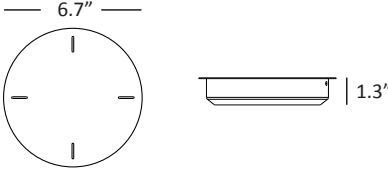
Dimensions



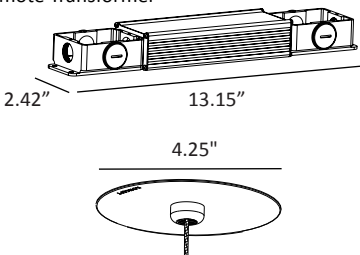
16-TR: 27.3"  
24-TR: 39.3"

16-TR: 31.5"  
24-TR: 45.4"

Canopy



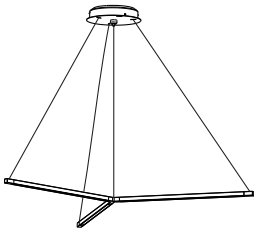
Remote Transformer



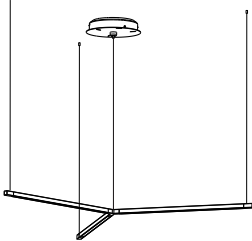
Power placement

There are two ways to mount the Z-Bar pendant trio using the canopy: monopoint installation or multipoint installation. The same parts are used for each installation method.  
**Remote transformers are sold separately and are only available for multipoint installation.**

Monopoint installation



Multipoint installation



How to specify

1. Choose an option from each column and enter into the appropriate fields at the bottom.
2. Submit this "SKU" to [sales@koncept.com](mailto:sales@koncept.com), along with any questions.

ZBP	Light Bar Length (in) (this is length of each light bar, NOT length of fixture.)	Model	Light Temperature (K)	Finish	Mount
	16	TR	2,700*	Silver (SIL)	Canopy (CNP)*
	24		3,000 (SW)	Matte Black (MTB)	Remote Transformer (RTM)**
	36*		3,500*	Gold (GLD)	
	48*		4,000*	Matte White (MWT)*	
			4,500*		
			5,000*		

Order example: ZBP - 24 - TR - SW - SIL - CNP

\*Custom

\*\*Remote Transformer is recommended for any configuration requiring more than 40 W energy consumption  
Additional lead time/charges may be applied to non-stocked options

LEED information

**Integrative Process**  
*To support high-performance, cost-effective project outcomes through an early analysis of the interrelationships among systems.*  
Koncept’s LED lighting fixtures operate at high efficacy, therefore helping to minimize energy costs. All Koncept lighting fixtures are dimmable so that occupants can choose the appropriate setting to avoid energy overuse.

**Interior Lighting**  
*To promote occupants’ productivity, comfort and well-being by providing high-quality lighting.*  
Koncept’s entire line of hardwired lighting fixtures are dimmable. Users can adjust the brightness settings to suit their needs. Furthermore, all products utilize high quality LED light sources with CRI over 80 and L90 rated lifespan over 60,000 hours.

## Standard Configurations with Expandability

There are many possible custom configurations based on pre-configured designs. Below are samples of what can be specified. For fully custom configurations, please see the Custom Configurations section.

### TR2

The TR2 consists of two trios merged at one point.

Lumens: 16-TR2: 2400 / 24-TR2: 3600 / 36-TR2: 5400 / 48-TR2: 7200  
Energy Consumption: 16-TR2: 42 W / 24-TR2: 60 W / 36-TR2: 90 W / 48-TR2: 120 W

Order Example: [ZBP-24-TR2-SW-SIL-RTM](#)

### TR3

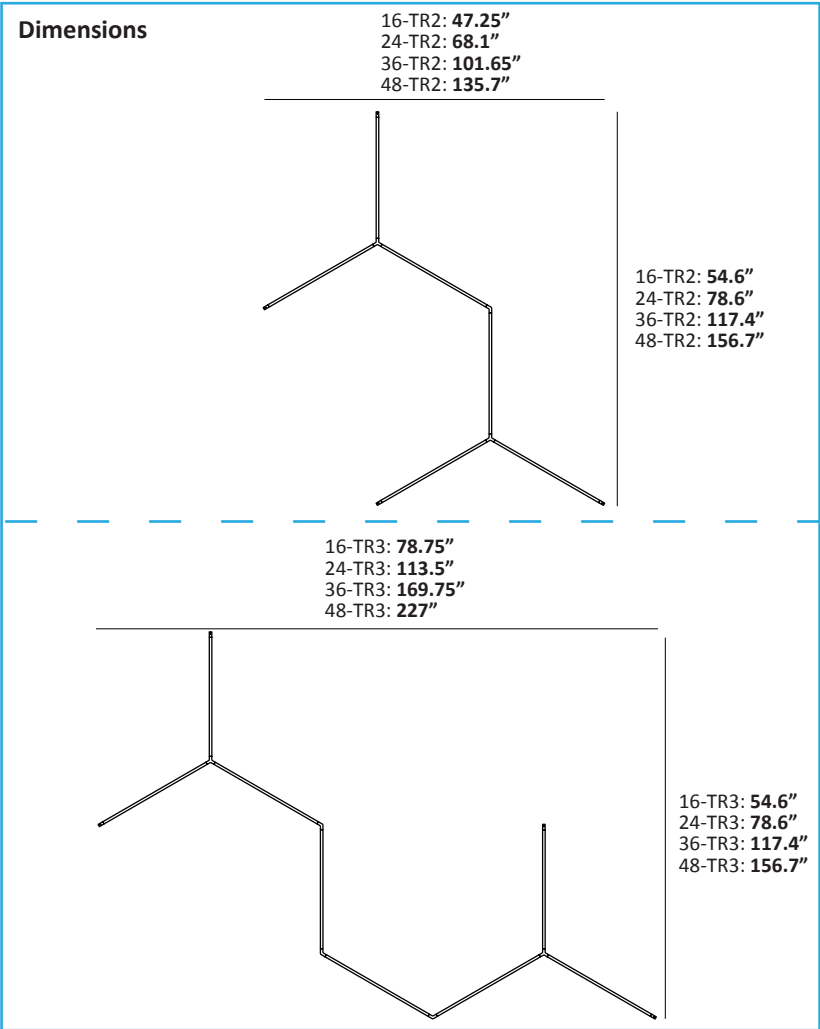
The TR3 consists of two full and one partial trios, connected at two points.

Lumens: 16-TR3: 3200 / 24-TR3: 4800 / 36-TR3: 7200 / 48-TR3: 9600  
Energy Consumption: 16-TR3: 56 W / 24-TR3: 80 W / 36-TR3: 120 W / 48-TR3: 160 W

Order Example: [ZBP-16-TR3-SW-GLD-RTM](#)

### How to specify

1. Utilize the free online configurator at [koncept.com/speconline](#).
2. Choose an option from each column and enter into the appropriate fields at the bottom.
3. Submit this "SKU" to [sales@koncept.com](mailto:sales@koncept.com), along with any questions.



	Light Bar Length (in) (this is length of each light bar, NOT length of fixture.)	Model	Light Temperature (K)	Finish	Mount
ZBP		TR2 TR3	2,700* 3,000 (SW) 3,500* 4,000* 4,500* 5,000*	Silver (SIL) Matte Black (MTB) Gold (GLD) Matte White (MWT)*	Remote Transformer (RTM)
	16 24 36* 48*				

Order example: [ZBP](#) - [16](#) - [TR2](#) - [SW](#) - [MTB](#) - [RTM](#)

\*Custom  
Remote Transformer is recommended for any configuration requiring more than 40 W energy consumption  
Additional lead time/charges may be applied to non-stocked options

### LEED information

#### Integrative Process

To support high-performance, cost-effective project outcomes through an early analysis of the interrelationships among systems.

Koncept's LED lighting fixtures operate at high efficacy, therefore helping to minimize energy costs. All Koncept lighting fixtures are dimmable so that occupants can choose the appropriate setting to avoid energy overuse.

#### Interior Lighting

To promote occupants' productivity, comfort and well-being by providing high-quality lighting.

Koncept's entire line of hardwired lighting fixtures are dimmable. Users can adjust the brightness settings to suit their needs. Furthermore, all products utilize high quality LED light sources with CRI over 80 and L90 rated lifespan over 60,000 hours.