




# Z-Bar pendant *honeycomb*


Standard Configuration with Expandability

The Z-Bar pendant honeycomb is a contemporary pendant in a hexagonal shape. Available in two standard sizes and four standard finishes, it can be enjoyed as a stand-alone configuration, or can be “expanded” into custom arrangements. Utilize Konzept’s dedicated web application to join multiple honeycombs together or combine with other Z-Bar Pendants. The distinctive pendant is compatible with Konzept’s line of horizontal and vertical acoustic panels.

## Standard Configurations



Honeycomb (with 16" light bars)



Honeycomb (with 24" light bars)

# Standard Configurations

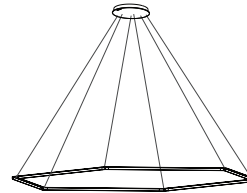
Lumens:	16-H: 2400 / 24-H: 3600
Energy Consumption:	16-H: 30 W / 24-H: 40 W
Rated Lifespan	>60,000 hours
Color Rendering Index (CRI) :	90
Brightness Adjustability:	Compatible with ELV wall dimmers*, 1-10V control
Material:	Aluminum, plastic
Cable length:	10'
Safety Rating:	C-UL-US Certified, CE
Warranty:	5 years; 1 year for hardwire driver
Voltage:	120V (canopy), 277V (canopy) 100 - 240V, 277V (remote transformer)
Standard Finishes:	Matte black, matte white, gold, silver
IES:	Visit <a href="http://koncept.com/zbarpendant">koncept.com/zbarpendant</a> for IES files

\*Visit [koncept.com/dimmers](http://koncept.com/dimmers) for information on compatible dimmers.  
 Remote transformers are only compatible with 1-10V dimmers.  
 Custom installations using multiple pendants will utilize a remote transformer as opposed to a canopy mount.

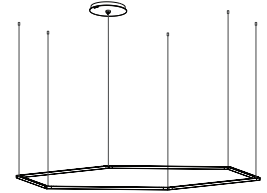
## Power placement

There are two ways to mount the Z-Bar pendant Honeycomb using the canopy: monopoint installation or multipoint installation.

Monopoint installation



Multipoint installation



## How to specify

1. Choose an option from each column and enter into the appropriate fields at the bottom.
2. Submit this "SKU" to [sales@koncept.com](mailto:sales@koncept.com), along with any questions.

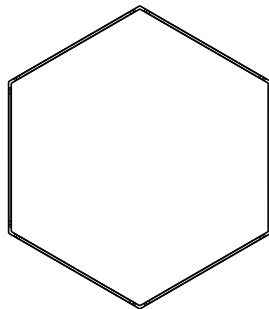
ZBP	Light Bar Length (in) (this is length of each light bar, NOT length of fixture.)	H H	Light Temperature (K)	Finish	Mount
	16		2,700*	Silver (SIL)	Canopy (CNP)**
	24		3,000 (SW)	Matte Black (MTB)	Remote Transformer (RTM)**
	36*		3,500*	Gold (GLD)	
	48*		4,000*	Matte White (MWT)*	
			4,500*		
			5,000*		

Order example: **ZBP** - **16** - **H** - **SW** - **SIL** - **RTM**

\*Custom

\*\*Remote Transformer is recommended for any configuration requiring more than 40 W energy consumption  
 Additional lead time/charges may be applied to non-stocked options

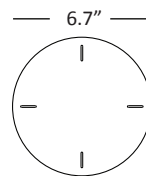
## Dimensions



16-H: 31.5"  
24-H: 45.34"

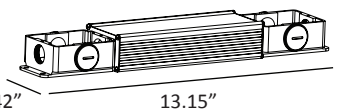
16-H: 35.7"  
24-H: 51.68"

## Canopy



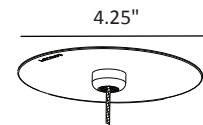
1.3"

## Remote Transformer



2.42"

13.15"



4.25"

## LEED information

### Integrative Process

To support high-performance, cost-effective project outcomes through an early analysis of the interrelationships among systems.

Koncept's LED lighting fixtures operate at high efficacy, therefore helping to minimize energy costs. All Koncept lighting fixtures are dimmable so that occupants can choose the appropriate setting to avoid energy overuse.

### Interior Lighting

To promote occupants' productivity, comfort and well-being by providing high-quality lighting.

Koncept's entire line of hardwired lighting fixtures are dimmable. Users can adjust the brightness settings to suit their needs. Furthermore, all products utilize high quality LED light sources with CRI over 80 and L90 rated lifespan over 60,000 hours.



On GSA schedule

**Standard Configurations with Expandability**



Shown here with acoustic panels (optional), multiple Z-Bar Pendant Honeycomb pieces can be combined to create a grid or hexagonal pattern



## Standard Configurations with Expandability

There are many possible custom configurations based on pre-configured designs. Below are samples of what can be specified. For fully custom configurations, please see the Custom Configurations section.

### H2

H2 consists of two honeycombs, with one shared light bar.

Lumens: 16-H2: 4400 / 24-H2: 6600 / 36-H2: 9900 /  
48-H2: 14400  
Energy Consumption: 16-H2: 77 W / 24-H2: 110 W / 36-H2: 165 W /  
48-H2: 220 W

Order Example: [ZBP-36-H2-SW-MTB-RTM](#)

### H3A

The H3A consists of three honeycombs with two shared light bars.

Lumens: 16-H3A: 6000 / 24-H3A: 9000 / 36-H3A: 13500 /  
48-H3A: 18000  
Energy Consumption: 16-H3A: 105 W / 24-H3A: 150 W / 36-H3A: 225 W /  
48-H3A: 300 W

Order Example: [ZBP-24-H3A-SW-GLD-RTM](#)

### H3B

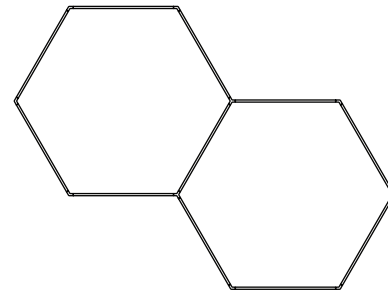
The H3B consists of three honeycombs with two shared light bars.

Lumens: 16-H3B: 6400 / 24-H3B: 9600 / 36-H3B: 14400 /  
48-H3B: 28800  
Energy Consumption: 16-H3B: 112 W / 24-H3B: 160 W / 36-H3B: 240 W /  
48-H3B: 320 W

Order Example: [ZBP-48-H3B-SW-MTB-CNP](#)

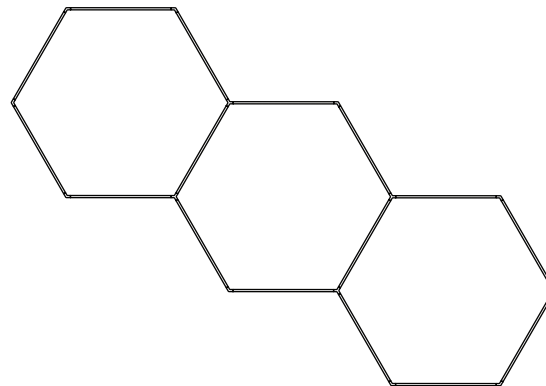
#### Dimensions

16-H2: **71.4"**  
24-H2: **103.36"**  
36-H2: **155"**  
48-H2: **206.72"**



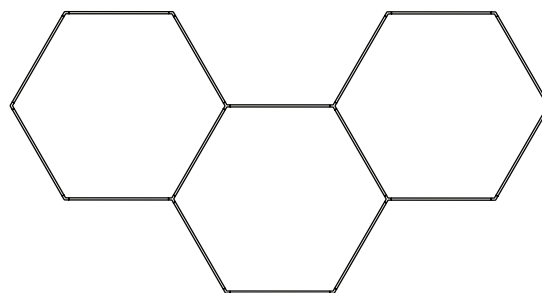
16-H2: **53.55"**  
24-H2: **68"**  
36-H2: **102"**  
48-H2: **136"**

16-H3A: **71.4"**  
24-H3A: **103.36"**  
36-H3A: **155"**  
48-H3A: **206.72"**



16-H3A: **63"**  
24-H3A: **90.68"**  
36-H3A: **136"**  
48-H3A: **181.36"**

16-H3B: **107.1"**  
24-H3B: **310"**  
36-H3B: **465"**  
48-H3B: **620.16"**



16-H3B: **53.55"**  
24-H3B: **68"**  
36-H3B: **102"**  
48-H3B: **136"**

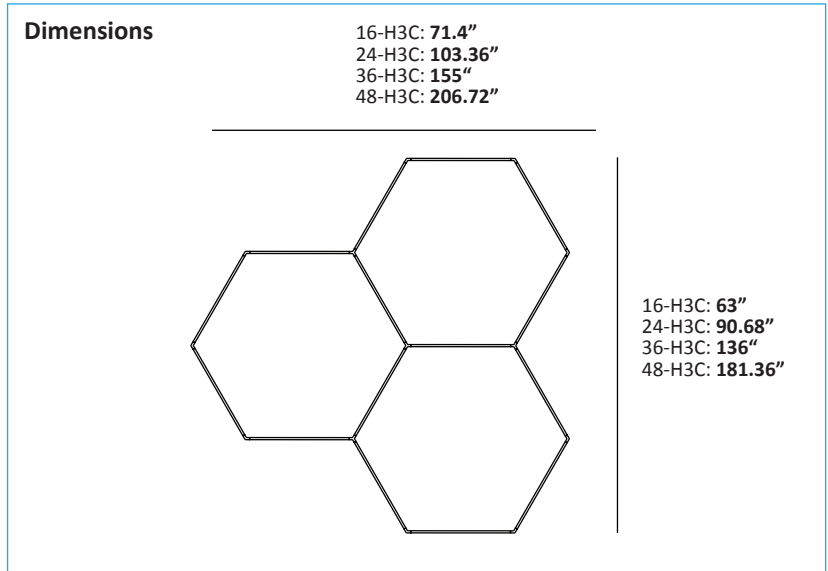
# Standard Configurations with Expandability

## H3C

The H3C consists of three honeycombs, with three shared light bars.

Lumens: 16-H3C: 6400 / 24-H3C: 9600 / 36-H3C: 14400 / 48-H3C: 28800  
 Energy Consumption: 16-H3C: 112 W / 24-H3C: 160 W / 36-H3C: 240 W / 48-H3C: 320 W

Order Example: [ZBP-24-H3C-SW-GLD-RTM](#)



## How to specify

1. Utilize the free online configurator at [koncept.com/speconline](http://koncept.com/speconline).
2. Choose an option from each column on the chart below and enter into the appropriate fields at the bottom.
3. Submit this "SKU" to [sales@koncept.com](mailto:sales@koncept.com), along with any questions.

ZBP	Light Bar Length (in) (this is length of each light bar, NOT length of fixture.)	Model	Light Temperature (K)	Finish	Mount
	16	H2	2,700*	Silver (SIL)	Remote Transformer (RTM)
	24	H3A	3,000 (SW)	Matte Black (MTB)	
	36*	H3B	3,500*	Gold (GLD)	
	48*	H3C	4,000*		
			4,500*		
			5,000*		

Order example: [ZBP](#) - [36](#) - [H3B](#) - [SW](#) - [GLD](#) - [RTM](#)

\*Custom

Remote Transformer is recommended for any configuration requiring more than 40 W energy consumption. Additional lead time/charges may be applied to non-stocked options

## LEED information

### Integrative Process

To support high-performance, cost-effective project outcomes through an early analysis of the interrelationships among systems.

Koncept's LED lighting fixtures operate at high efficacy, therefore helping to minimize energy costs. All Koncept lighting fixtures are dimmable so that occupants can choose the appropriate setting to avoid energy overuse.

### Interior Lighting

To promote occupants' productivity, comfort and well-being by providing high-quality lighting.

Koncept's entire line of hardwired lighting fixtures are dimmable. Users can adjust the brightness settings to suit their needs. Furthermore, all products utilize high quality LED light sources with CRI over 80 and L70 rated lifespan over 60,000 hours.



On GSA schedule