

KONCEPT



## Z-Bar pendant *square*


Standard Configuration with Expandability

The Z-Bar pendant square is a seemingly simple pendant, but boasts limitless design opportunities. Available in two standard sizes and three standard finishes, it can be enjoyed as a stand-alone configuration, or can be “expanded” into custom arrangements. Utilize Koncept’s dedicated web application to join multiple squares together to form a grid network or other unique design. This distinctive pendant is compatible with Koncept’s line of horizontal and vertical acoustic panels.

**Standard Configurations**



square with 16" light bars



square with 24" light bars

# Standard Configurations

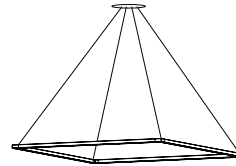
Lumens: 16-S: 1600 / 24-S: 2400  
 Energy Consumption: 16-S: 28 W / 24-S: 40 W  
 Rated Lifespan >60,000 hours  
 Color Rendering Index (CRI) : 90  
 Brightness Adjustability: For CNP Option : Compatible with ELV wall dimmers  
 For RTM Option : 1 – 10V dimming control only  
 Material: Aluminum, plastic  
 Cable length: 10'  
 Safety Rating: C-UL-US Certified, CE  
 Warranty: 5 years; 1 year for hardwire driver  
 Voltage: 120 V (Custom 277V option available, ask for details)  
 Standard Finishes: Matte black, matte white, silver

Visit [koncept.com/dimmers](http://koncept.com/dimmers) for information on compatible dimmers.  
 Remote transformers are only compatible with 1-10V dimmers.  
 Custom installations using multiple pendants will utilize a remote transformer as opposed to a canopy mount.

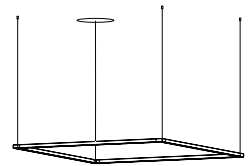
## Power placement

There are two ways to mount the Z-Bar pendant square using the canopy: monopoint installation or multipoint installation.

Monopoint installation



Multipoint installation



## How to specify

1. Choose an option from each column and enter into the appropriate fields at the bottom.
2. Submit this "SKU" to [sales@koncept.com](mailto:sales@koncept.com), along with any questions.


ZBP	Light Bar Length (in) (this is length of each light bar, NOT length of fixture.)	Model	Light Temperature (K)	Finish	Mount
	16	S	2,700*	Silver (SIL)	Canopy (CNP)**
	24		3,000 (SW)	Matte Black (MTB)	Remote Transformer (RTM)**
	36*		3,500*	Matte White (MWT)	
	48*		4,000*	Gold (GLD)*	
			4,500*		
			5,000*		

Order example: **ZBP** - **24** - **S** - **SW** - **SIL** - **RTM**

\*Custom

\*\*Remote Transformer is recommended for any configuration requiring more than 40 W energy consumption.  
 Additional lead time/charges may be applied to non-stocked options

## Dimensions

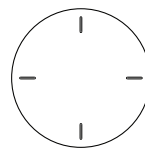


16-S: 17.98"  
 24-S: 25.98"

16-S: 17.98"  
 24-S: 25.98"

### Canopy

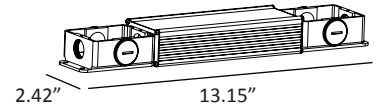
6.7"



1.3"

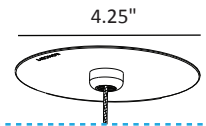


### Remote Transformer



2.42"

13.15"



4.25"

## LEED information

### Integrative Process

To support high-performance, cost-effective project outcomes through an early analysis of the interrelationships among systems. Koncept's LED lighting fixtures operate at high efficacy, therefore helping to minimize energy costs. All Koncept lighting fixtures are dimmable so that occupants can choose the appropriate setting to avoid energy overuse.

### Interior Lighting

To promote occupants' productivity, comfort and well-being by providing high-quality lighting. Koncept's entire line of hardwired lighting fixtures are dimmable. Users can adjust the brightness settings to suit their needs. Furthermore, all products utilize high quality LED light sources with CRI over 80 and L90 rated lifespan over 60,000 hours.



On GSA schedule



# Standard Configurations with Expandability



Z-Bar Pendant Square custom configuration with horizontal acoustic panels

## Standard Configurations with Expandability

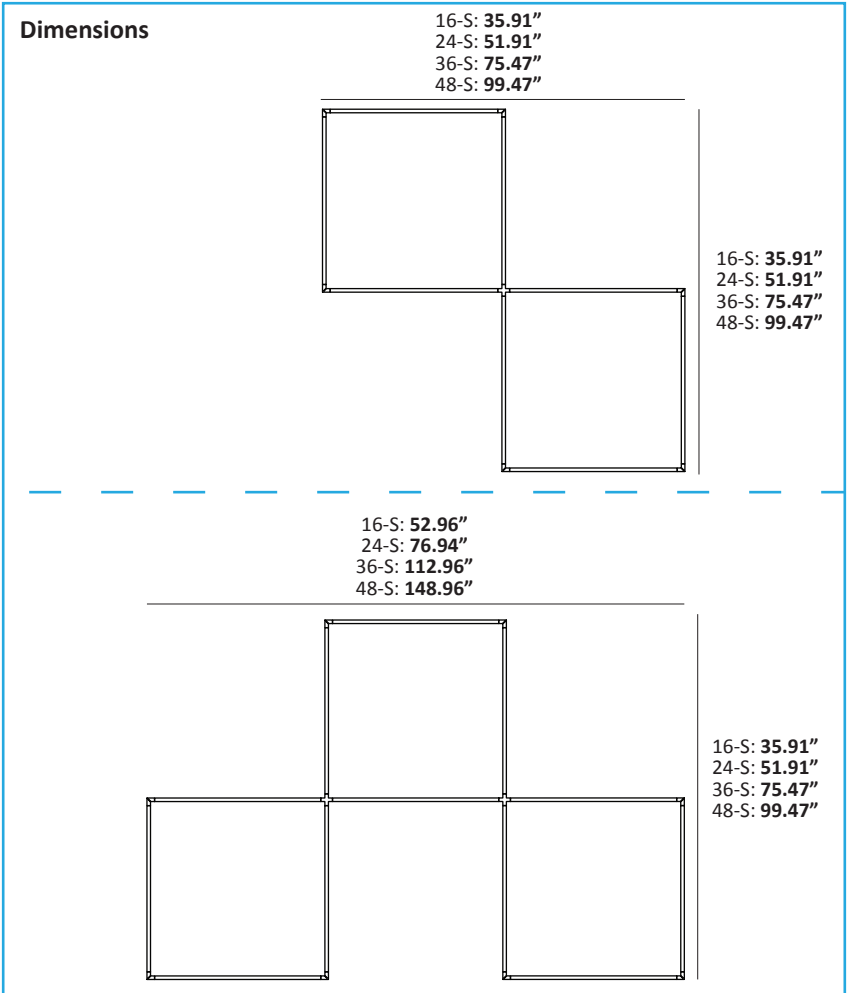
There are many possible custom configurations based on pre-configured designs. Below are samples of what can be specified. For fully custom configurations, please see the Custom Configurations section.

### S2

The S2 consists of two squares with one shared joint.

Lumens: 16-S2: 3200 / 24-S2: 4800 / 36-S2: 7200 / 48-S2: 9600  
 Energy Consumption: 16-S2: 56 W / 24-S2: 80 W / 36-S2: 120 W / 48-S2: 160 W

Order Example: **ZBP-16-S2-SW-SIL-CNP**



### S3

The S3 consists of three squares with two shared joints.

Lumens: 16-S3: 4800 / 24-S3: 5100 / 36-S3: 7650 / 48-S3: 10200  
 Energy Consumption: 16-S3: 84 W / 24-S3: 120 W / 36-S3: 180 W / 48-S3: 240 W

Order Example: **ZBP-24-S3-SW-GLD-CNP**

### How to specify

1. Utilize the free online configurator at [koncept.com/speconline](http://koncept.com/speconline).
2. Choose an option from each column and enter into the appropriate fields at the bottom.
3. Submit this "SKU" to [sales@koncept.com](mailto:sales@koncept.com), along with any questions.

ZBP	Light Bar Length (in) (this is length of each light bar, NOT length of fixture.)	Model	Light Temperature (K)	Finish	Mount
	16	S2	2,700*	Silver (SIL)	Remote Transformer (RTM)
	24	S3	3,000 (SW)	Matte Black (MTB)	
	36*		3,500*	Gold (GLD)	
	48*		4,000*	Matte White (MWT)*	
			4,500*		
			5,000*		

Order example: **ZBP - 48 - S3 - SW - GLD - RTM**

\*Custom

Remote Transformer is recommended for any configuration requiring more than 40 W energy consumption. Additional lead time/charges may be applied to non-stocked options

### LEED information

#### Integrative Process

To support high-performance, cost-effective project outcomes through an early analysis of the interrelationships among systems. Koncept's LED lighting fixtures operate at high efficacy, therefore helping to minimize energy costs. All Koncept lighting fixtures are dimmable so that occupants can choose the appropriate setting to avoid energy overuse.

#### Interior Lighting

To promote occupants' productivity, comfort and well-being by providing high-quality lighting. Koncept's entire line of hardwired lighting fixtures are dimmable. Users can adjust the brightness settings to suit their needs. Furthermore, all products utilize high quality LED light sources with CRI over 80 and L90 rated lifespan over 60,000 hours.



On GSA schedule