

KONCEPT



Z-Bar pendant *linear*

Standard Configuration with Expandability

The Z-Bar Pendant is stripped down to its most basic form: linear. Available in three standard finishes and four standard sizes, it brings an element of modernity to any interior. Utilize Koncept's dedicated web application to join multiple linear pendant together or combine with other Z-Bar Pendants.

Standard Configurations



linear with 36" light bars



linear with 48" light bars

Standard Configurations

| | |
|-------------------------------|--|
| Lumens: | 36-L: 900 / 48-L: 1200 |
| Energy Consumption: | 36-L: 15 W / 48-L: 20 W |
| Rated Lifespan | >60,000 hours |
| Color Rendering Index (CRI) : | 90 |
| Brightness Adjustability: | Compatible with ELV wall dimmers*, 1-10V control |
| Material: | Aluminum, plastic |
| Cable length: | 10' |
| Safety Rating: | C-UL-US Certified, CE |
| Warranty: | 5 years; 1 year for hardwire driver |
| Voltage: | 120 V (Custom 277V option available, ask for details) |
| Standard Finishes: | Matte black, gold, silver |
| IES: | Visit koncept.com/zbarpendant for IES files |

Visit koncept.com/dimmers for information on compatible dimmers. Remote transformers are only compatible with 1-10V dimmers. Custom installations using multiple pendants will utilize a remote transformer as opposed to a canopy mount.

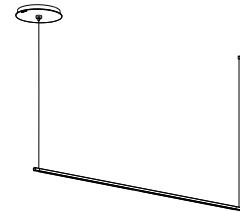
Power placement

The Z-Bar pendant linear can only be mounted by multipoint installation.

How to specify

1. Choose an option from each column and enter into the appropriate fields at the bottom.
2. Submit this "SKU" to sales@koncept.com, along with any questions.

Multipoint installation

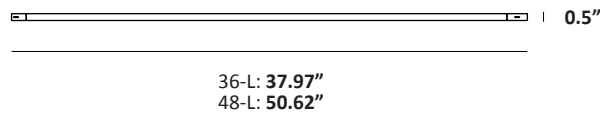


| ZBP | Light Bar Length (in) (this is length of each light bar, NOT length of fixture.) | Model | Light Temperature (K) | Finish | Mount |
|-----|--|-------|-----------------------|--------------------|--------------------------|
| | 36 | L | 2,700* | Silver (SIL) | Canopy (CNP) |
| | 48 | | 3,000 (SW) | Matte Black (MTB) | Remote Transformer (RTM) |
| | 72 | | 3,500* | Gold (GLD) | |
| | 96 | | 4,000* | Matte White (MWT)* | |
| | | | 4,500* | | |
| | | | 5,000* | | |

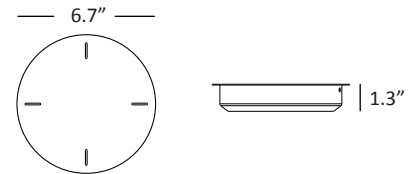
Order example: ZBP - 36 - L - SW - SIL - CNP

*Custom
Additional lead time/charges may be applied to non-stocked options

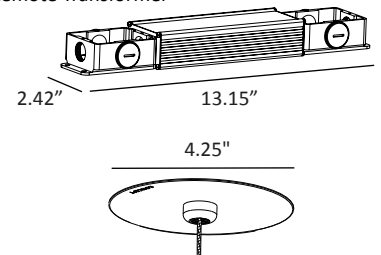
Dimensions



Canopy



Remote Transformer



LEED information

Integrative Process

To support high-performance, cost-effective project outcomes through an early analysis of the interrelationships among systems. Koncept's LED lighting fixtures operate at high efficacy, therefore helping to minimize energy costs. All Koncept lighting fixtures are dimmable so that occupants can choose the appropriate setting to avoid energy overuse.

Interior Lighting

To promote occupants' productivity, comfort and well-being by providing high-quality lighting. Koncept's entire line of hardwired lighting fixtures are dimmable. Users can adjust the brightness settings to suit their needs. Furthermore, all products utilize high quality LED light sources with CRI over 80 and L90 rated lifespan over 60,000 hours.



On GSA schedule

Standard Configurations with Expandability



Z-Bar Pendant Linear custom configuration

Standard Configurations with Expandability

There are many possible custom configurations based on pre-configured designs. Below are samples of what can be specified. For fully custom configurations, please see the Custom Configurations section.

L2

The L2 consists of two linears with a shared joint in the center.

Estimated Lumens: 16-L2: 800 / 24-L2: 1200 / 72-L: 1800 / 96-L: 2400
 Estimated Energy Consumption: 16-L2: 14 W / 24-L2: 20 W / 72-L: 30 W / 96-L: 40 W

Order Example: **ZBP-72-L-SW-MTB-CNP**

Dimensions

16-L2: **35.96"**
 24-L2: **51.96"**
 72-L: **75.94"**
 96-L: **101.24"**



L3


The L3 consists of three linears with two shared joints.

Lumens: 16-L3: 1200 / 24-L3: 1800 / 36-L3: 2700 / 48-L3: 3600
 Energy Consumption: 16-L3: 21 W / 24-L3: 30 W / 36-L3: 45 W / 48-L3: 60 W

Order Example: **ZBP-36-L3-SW-MTB-RTM**

Dimensions

16-L3: **53.94"**
 24-L3: **77.94"**
 36-L3: **113.91"**
 48-L3: **151.86"**



L4

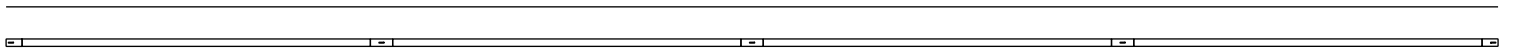
The L4 consists of four linears with three shared joints.

Lumens: 16-L4: 1600 / 24-L4: 2400 / 36-L4: 2700 / 48-L4: 4800
 Energy Consumption: 16-L4: 28 W / 24-L4: 40 W / 36-L4: 60 W / 48-L4: 80 W

Order Example: **ZBP-16-L4-SW-SIL-RTM**

Dimensions

16-L4: **71.92"**
 24-L4: **103.92"**
 36-L4: **151.88"**
 48-L4: **202.48"**



How to specify

- Utilize the free online configurator at koncept.com/speconline.
- Choose an option from each column on the chart below and enter into the appropriate fields at the bottom.
- Submit this "SKU" to sales@koncept.com, along with any questions.

| | Light Bar Length (in) | Model | Light Temperature (K) | Finish | Mount |
|-----|-----------------------|-------|-----------------------|--------------------|-------|
| ZBP | 36 | L | 2,700* | Silver (SIL) | CNP** |
| | 48 | L2 | 3,000 (SW) | Matte Black (MTB) | RTM** |
| | 72 | L3 | 3,500* | Gold (GLD) | |
| | 96 | L4 | 4,000* | Matte White (MWT)* | |
| | | | 4,500* | | |
| | | | 5,000* | | |

Order example: **ZBP - 48 - L4 - SW - MTB - RTM**

*Custom

**Remote Transformer is recommended for any configuration requiring more than 40 W energy consumption. Additional lead time/charges may be applied to non-stocked options

LEED information

Integrative Process

To support high-performance, cost-effective project outcomes through an early analysis of the interrelationships among systems.

Koncept's LED lighting fixtures operate at high efficacy, therefore helping to minimize energy costs. All Koncept lighting fixtures

Interior Lighting

To promote occupants' productivity, comfort and well-being by providing high-quality lighting.

Koncept's entire line of hardwired lighting fixtures are dimmable. Users can adjust the brightness settings to suit their needs. Furthermore, all products utilize high quality LED light sources with CRI over 80 and L90 rated lifespan over 60,000 hours.



On GSA schedule