

KONCEPT



Z-Bar pendant *cross*

Standard Configuration with Expandability

The Z-Bar pendant cross utilizes an "X" joint to create an instantly classic shape. Available in three standard finishes and two standard sizes, it is compatible with Koncept's vertical acoustic panels. The cross can be suspended solo or "expanded" by combining multiple into custom grid-like arrangements. Utilize Koncept's dedicated web application to create custom projects.

Standard Configurations



cross with 16" light bars



cross with 24" light bars

Standard Configurations

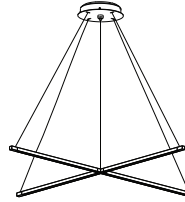
Lumens:	16-CS: 1600 / 24-CS: 2400
Energy Consumption:	16-CS: 28 W / 24-CS: 40 W
Rated Lifespan	>60,000 hours
Color Rendering Index (CRI) :	90
Brightness Adjustability:	Compatible with ELV wall dimmers*, 1-10V control
Material:	Aluminum, plastic
Cable length:	10'
Safety Rating:	C-UL-US Certified, CE
Warranty:	5 years; 1 year for hardwire driver
Voltage:	120V / 277V (canopy) 100 - 240V / 277V (remote transformer)
Standard Finishes:	Matte black, silver, gold
IES:	Visit koncept.com/zbarpendant for IES files

*Visit koncept.com/dimmers for information on compatible dimmers.
Remote transformers are only compatible with 1-10V dimmers.
Custom installations using multiple pendants will utilize a remote transformer as opposed to a canopy mount.

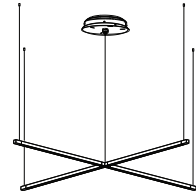
Power placement

There are two ways to mount the Z-Bar pendant cross using the canopy: monopoint installation or multipoint installation. The same parts are used for each installation method.

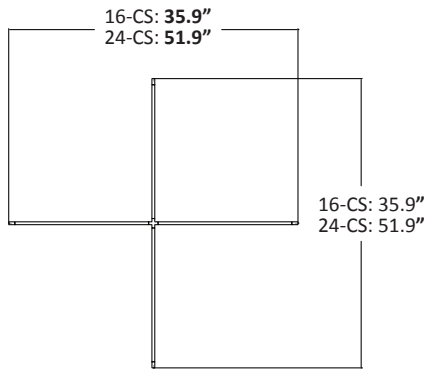
Monopoint installation



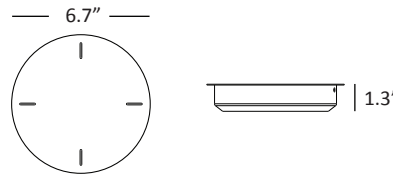
Multipoint installation



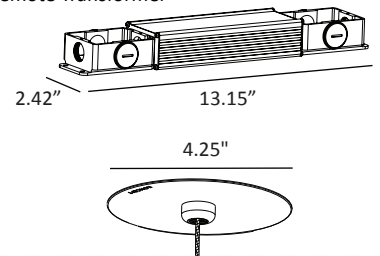
Dimensions



Canopy



Remote Transformer



How to specify

1. Choose an option from each column and enter into the appropriate fields at the bottom.
2. Submit this "SKU" to sales@koncept.com, along with any questions.

ZBP	Light Bar Length (in) (this is length of each light bar, NOT length of fixture.)	Model	Light Temperature (K)	Finish	Mount
	16	CS	2,700*	Silver (SIL)	Canopy (CNP)**
	24		3,000 (SW)	Matte Black (MTB)	Remote Transformer (RTM)**
	36*		3,500*	Gold (GLD)	
	48*		4,000*	Matte White (MWT)*	
			4,500*		
			5,000*		

Order example: ZBP - 24 - CS - SW - SIL - RTM

*Custom

**Remote Transformer is recommended for any configuration requiring more than 40 W energy consumption.

Additional lead time/charges may be applied to non-stocked options

LEED information

Integrative Process

To support high-performance, cost-effective project outcomes through an early analysis of the interrelationships among systems. Konzept's LED lighting fixtures operate at high efficacy, therefore helping to minimize energy costs. All Konzept lighting fixtures are dimmable so that occupants can choose the appropriate setting to avoid energy overuse.

Interior Lighting

To promote occupants' productivity, comfort and well-being by providing high-quality lighting.

Koncept's entire line of hardwired lighting fixtures are dimmable. Users can adjust the brightness settings to suit their needs. Furthermore, all products utilize high quality LED light sources with CRI over 80 and L90 rated lifespan over 60,000 hours.



On GSA schedule

Standard Configurations with Expandability



Sample rendering of a Z-Bar pendant cross custom configuration

Standard Configurations with Expandability

These are many possible custom configurations based on pre-configured designs. Below are samples of what can be specified. For fully custom configurations, please see the Custom Configurations section.

CS2

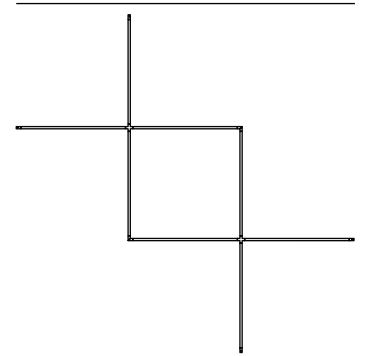
The CS2 consists of two crosses merging together at two points.

Lumens: 16-CS2: 3200 / 24-CS2: 4800 / 36-CS2: 5400 / 48-CS2: 10400
 Energy Consumption: 16-CS2: 56 W / 24-CS2: 80 W / 36-CS2: 90 W / 48-CS2: 160 W

Order Example: **ZBP-36-CS2-SW-GLD-RTM**

Dimensions

16-CS2: 53.85"
 24-CS2: 77.85"
 36-CS2: 116.75"
 48-CS2: 155.5"



16-CS2: 53.85"
 24-CS2: 77.85"
 36-CS2: 116.75"
 48-CS2: 155.5"

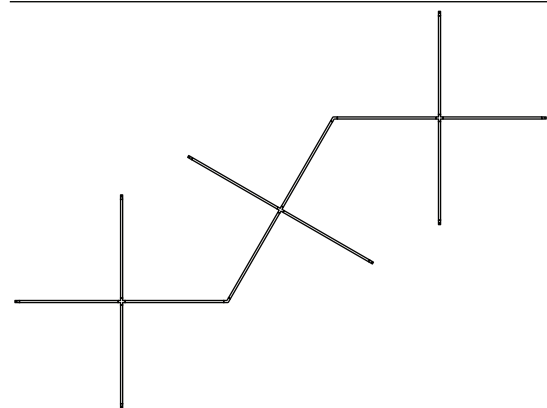
CS3

The CS3 consists of three crosses merging together at two points. The center cross is diagonally angled between the other two.

Lumens: 16-CS3: 4800 / 24-CS3: 7200 / 36-CS3: 10800 / 48-CS3: 15600
 Energy Consumption: 16-CS3: 84 W / 24-CS3: 120 W / 36-CS3: 180 W / 48-CS3: 240 W

Order Example: **ZBP-48-CS3-SW-SIL-RTM**

16-CS3: 89.48"
 24-CS3: 129.87"
 36-CS3: 194.8"
 48-CS3: 249.16"



16-CS3: 66.85"
 24-CS3: 97"
 36-CS3: 145.5"
 48-CS3: 186.14"

How to specify

1. Utilize the free online configurator at koncept.com/speconline.
2. Choose an option from each column and enter into the appropriate fields at the bottom.
3. Submit this "SKU" to sales@koncept.com, along with any questions.

	Light Bar Length (in) (this is length of each light bar, NOT length of fixture.)	Model	Light Temperature (K)	Finish	Mount
ZBP		CS2 CS3	2,700* 3,000 (SW) 3,500* 4,000* 4,500* 5,000*	Silver (SIL) Matte Black (MTB) Gold (GLD) Matte White (MWT)*	Remote Transformer (RTM)
	16 24 36* 48*				

Order example: **ZBP - 24 - CS2 - SW - SIL - RTM**

*Custom

Remote Transformer is recommended for any configuration requiring more than 40 W energy consumption. Additional lead time/charges may be applied to non-stocked options

LEED information

Integrative Process

To support high-performance, cost-effective project outcomes through an early analysis of the interrelationships among systems.

Koncept's LED lighting fixtures operate at high efficacy, therefore helping to minimize energy costs. All Koncept lighting fixtures are dimmable so that occupants can choose the appropriate setting to avoid energy overuse.

Interior Lighting

To promote occupants' productivity, comfort and well-being by providing high-quality lighting.

Koncept's entire line of hardwired lighting fixtures are dimmable. Users can adjust the brightness settings to suit their needs. Furthermore, all products utilize high quality LED light sources with CRI over 80 and L90 rated lifespan over 60,000 hours.



On GSA schedule