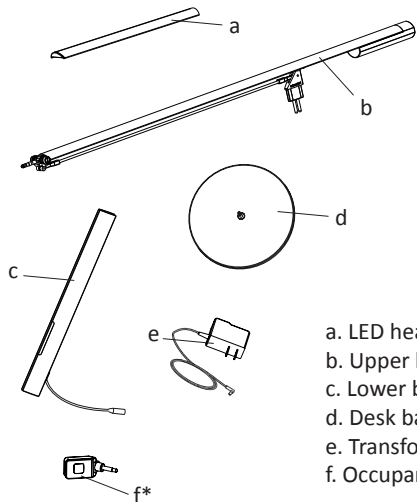


Assembly Instructions (US/Canada)

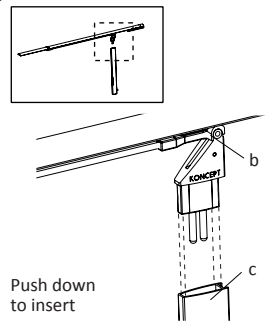
1



- a. LED head
- b. Upper body
- c. Lower body
- d. Desk base
- e. Transformer
- f. Occupancy sensor*

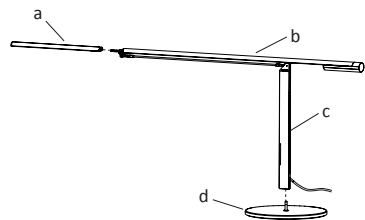
(*optional)

2



Push down to insert

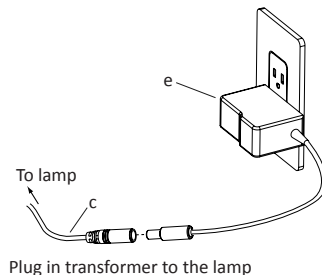
3



Push in to click into place

4

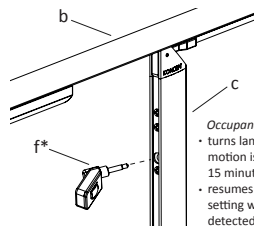
Plug in transformer to the wall



Plug in transformer to the lamp

5

optional



Plug in occupancy sensor* to the lamp

- Occupancy sensor*:
 - turns lamp off if no motion is detected for 15 minutes
 - resumes last brightness setting when motion is detected

(*optional)

6

